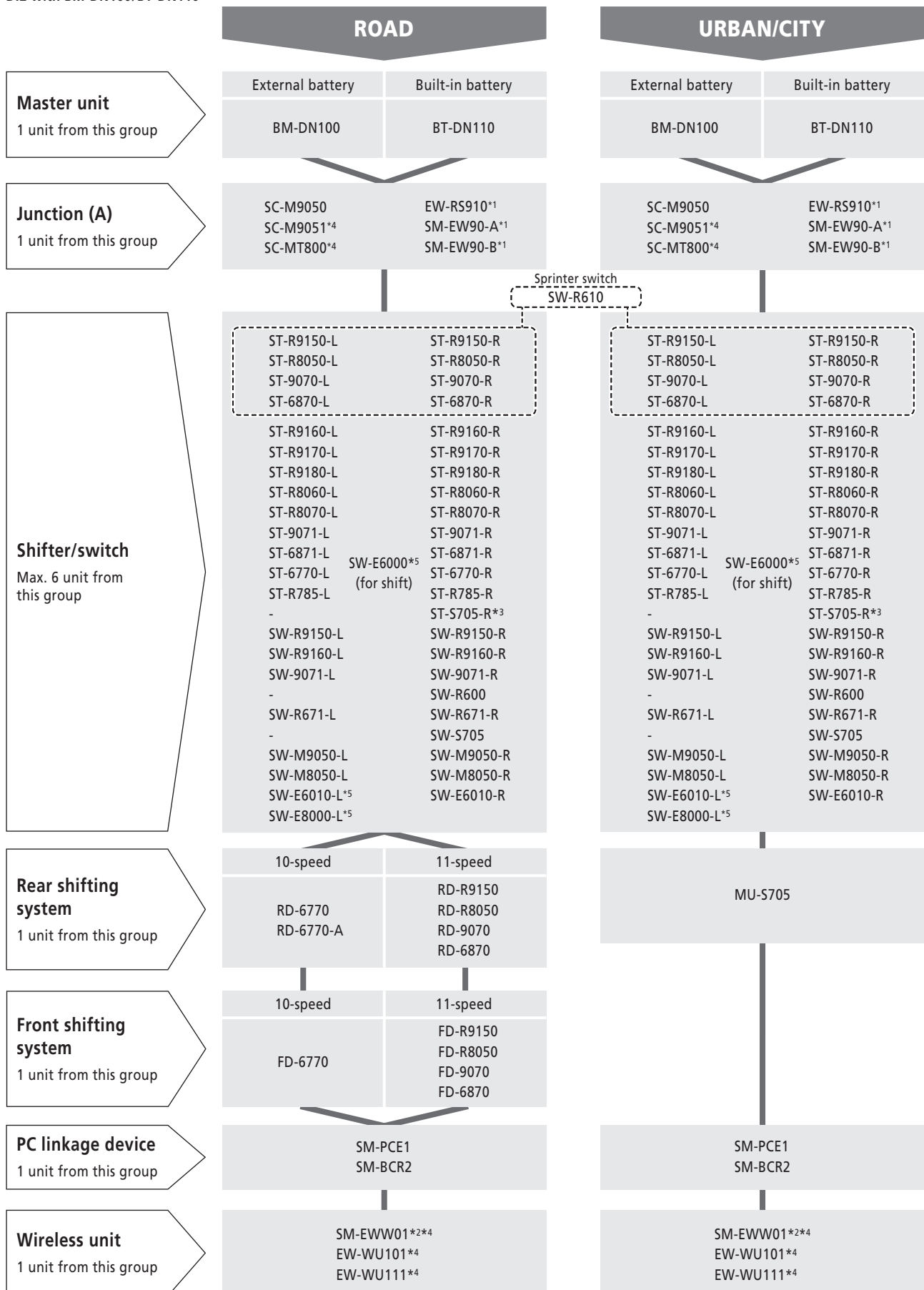


E-TUBE compatibility chart

When any device which is not shown in E-TUBE compatibility chart is connected, all components don't work. Confirm the E-TUBE compatibility chart.

DI2 with BM-DN100/BT-DN110



MTB

Master unit

1 unit from this group

External battery	Built-in battery
BM-DN100	BT-DN110

Junction (A)

1 unit from this group

SC-M9050	EW-RS910*1
SC-M9051*4	SM-EW90-A*1
SC-MT800*4	SM-EW90-B*1

Sprinter switch

SW-R610

Shifter/switch

Max. 6 unit from this group

ST-R9150-L	ST-R9150-R
ST-R8050-L	ST-R8050-R
ST-9070-L	ST-9070-R
ST-6870-L	ST-6870-R
ST-R9160-L	ST-R9160-R
ST-R9170-L	ST-R9170-R
ST-R9180-L	ST-R9180-R
ST-R8060-L	ST-R8060-R
ST-R8070-L	ST-R8070-R
ST-9071-L	ST-9071-R
ST-6871-L	ST-6871-R
ST-6770-L	ST-6770-R
ST-R785-L	ST-R785-R
-	ST-S705-R
SW-R9150-L	SW-R9150-R
SW-R9160-L	SW-R9160-R
SW-9071-L	SW-9071-R
-	SW-R600
SW-R671-L	SW-R671-R
-	SW-S705*3
SW-M9050-L	SW-M9050-R
SW-M8050-L	SW-M8050-R
SW-E6010-L*5	SW-E6010-R
SW-E8000-L*5	

RD-M9050

RD-M8050

Rear shifting system

1 unit from this group

Front shifting system

1 unit from this group

FD-M9050

FD-M9070

FD-M8070

PC linkage device

1 unit from this group

SM-PCE1

SM-BCR2

Wireless unit

1 unit from this group

SM-EWW01*2*4

EW-WU101*4

EW-WU111*4

Front fork suspension

1 unit from this group

FOX #820-00-876*3

FOX #820-09-002*3

Rear Shock suspension

1 unit from this group

FOX #820-00-877*3

FOX #820-09-010*3

Suspension control switch

1 unit from this group

FOX #820-00-878

FOX #820-09-006

Limitation of function with BM-DN100/BT-DN110

*1 Shifting adjustment mode for MU-S705 is not supported. (need E-TUBE PROJECT to adjust)

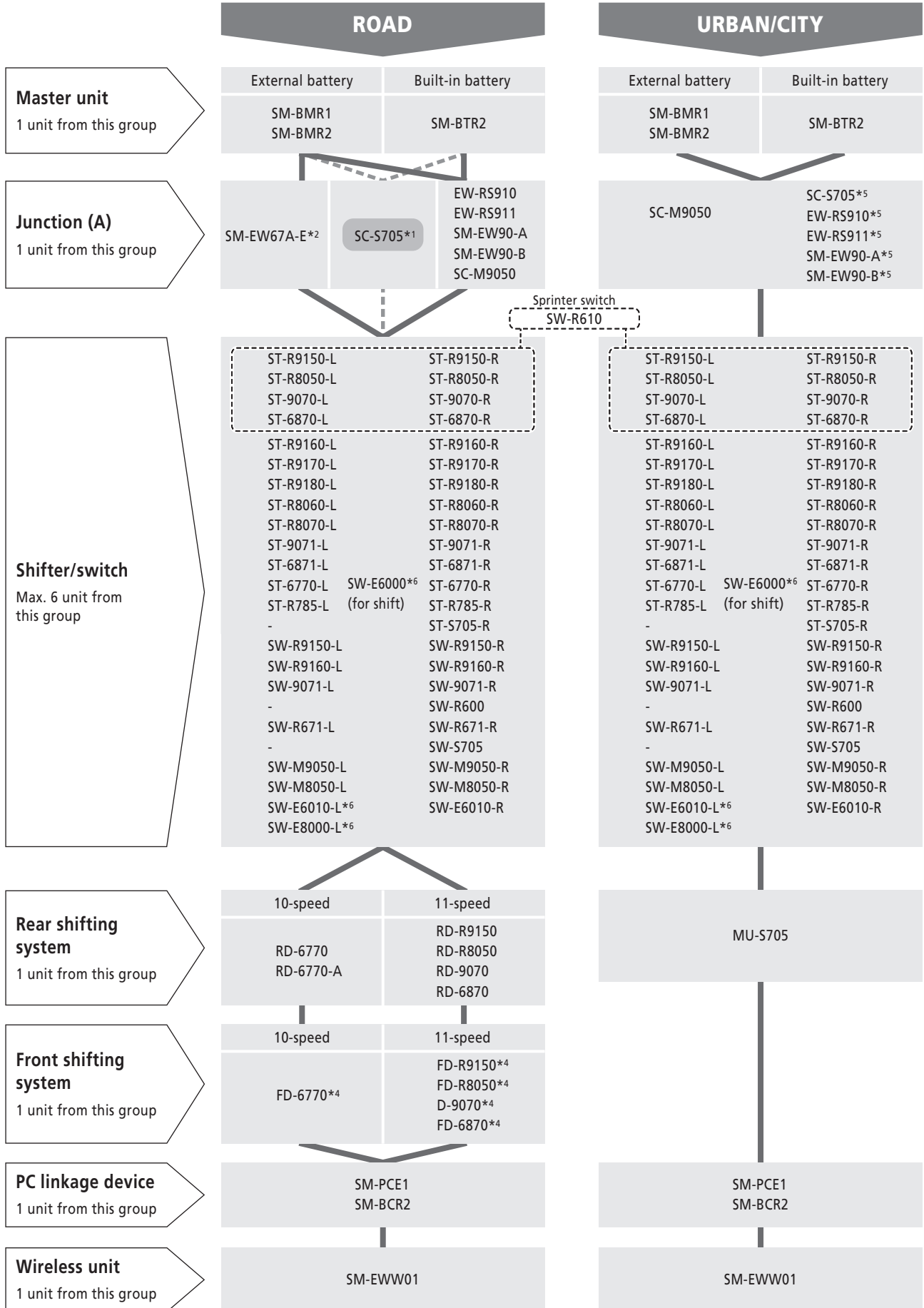
*2 Not possible to connect to E-TUBE PROJECT for tablet/smartphone, as no support for Bluetooth LE

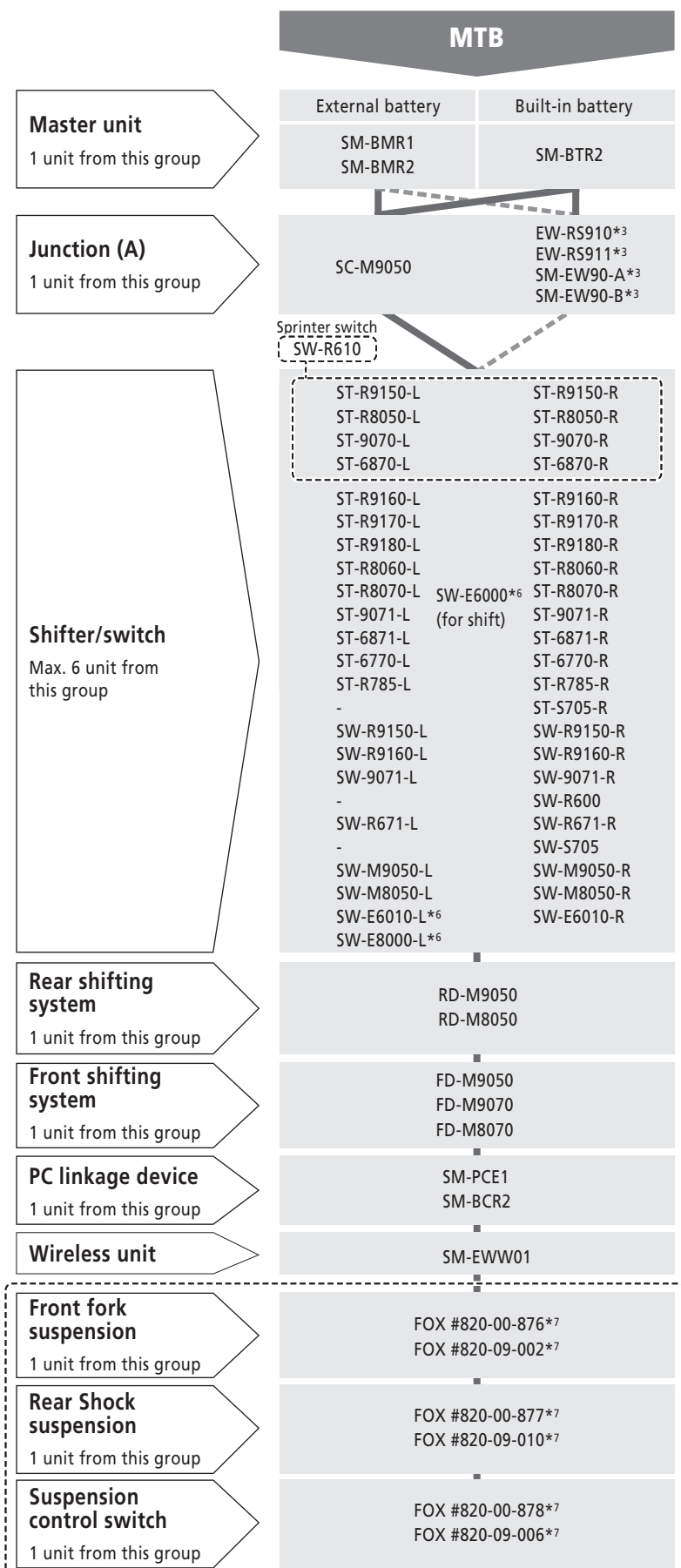
*3 A designated control switch and/or the combination SW-M9050/M8050-L with SC-M9050/SC-M9051/SC-MT800 is required to operate.

*4 The system accepts just 1 unit with wireless chip. (doesn't work if plural units with wireless chip are connected)

*5 Need to change Switch setting by E-TUBE PROJECT

*6 SC-M9050, SC-M9051 or SC-MT800 is required for synchronized shift in MTB category

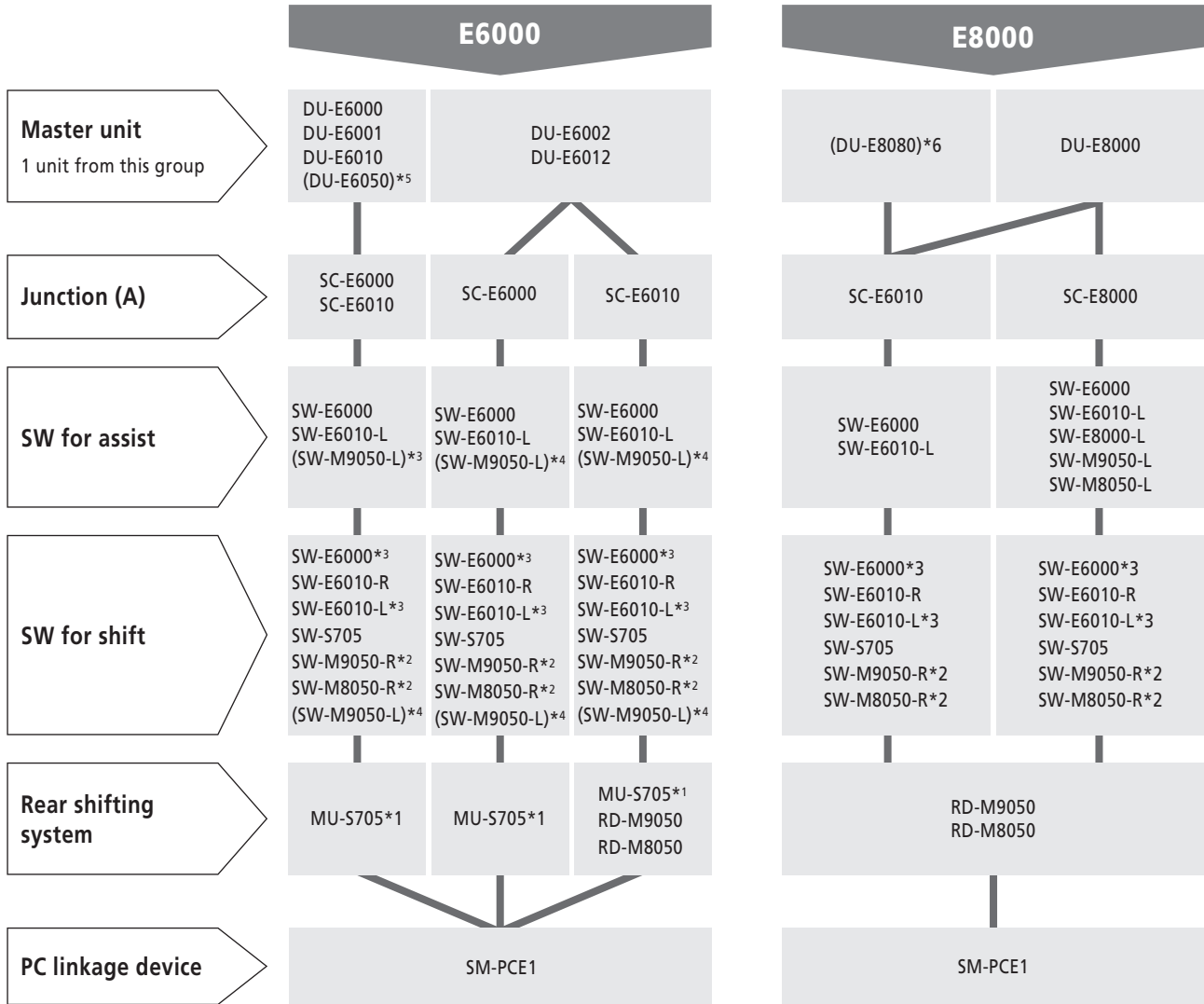




Limitation of function with SM-BMR1/SM-BMR2/SM-BTR2 -----

- *1 SC-S705
 - Front derailleur position will not appear on display.
 - Recovery from Rear derailleur protection function is not available.
 - Front / Rear derailleur adjustment mode is not available. Use E-TUBE PROJECT software.
 - SC-S705 has only 1 E-TUBE port for ST / SW.
 - SC-S705 may not turn on the display by front shifting switch.
- *2 SM-BCR2 requires any device which has charging connector.
SM-EW67-A-E (Junction (A)) is not compatible with SM-BCR2 and SM-BTR2.
- *3 SC-M9050 is required for synchronized shift in case with MTB-type Rear Derailleur
- *4 Synchronized shift is not available with Road-type Rear Derailleur
- *5 Shifting adjustment mode for MU-S705 is not supported. (need E-TUBE PROJECT to adjust)
- *6 Need to change Switch setting by E-TUBE PROJECT (Deleatde "rear shift only")
- *7 A designated control switch is needed operate the suspension system.

STEPS



Limitation of function -----

*1 Full automatic shift is available only with 8 speed internal gear hub system (Not available with Rear Derailleur)

*2 Not support full automatic shift

*3 Need to change Switch setting by E-TUBE PROJECT

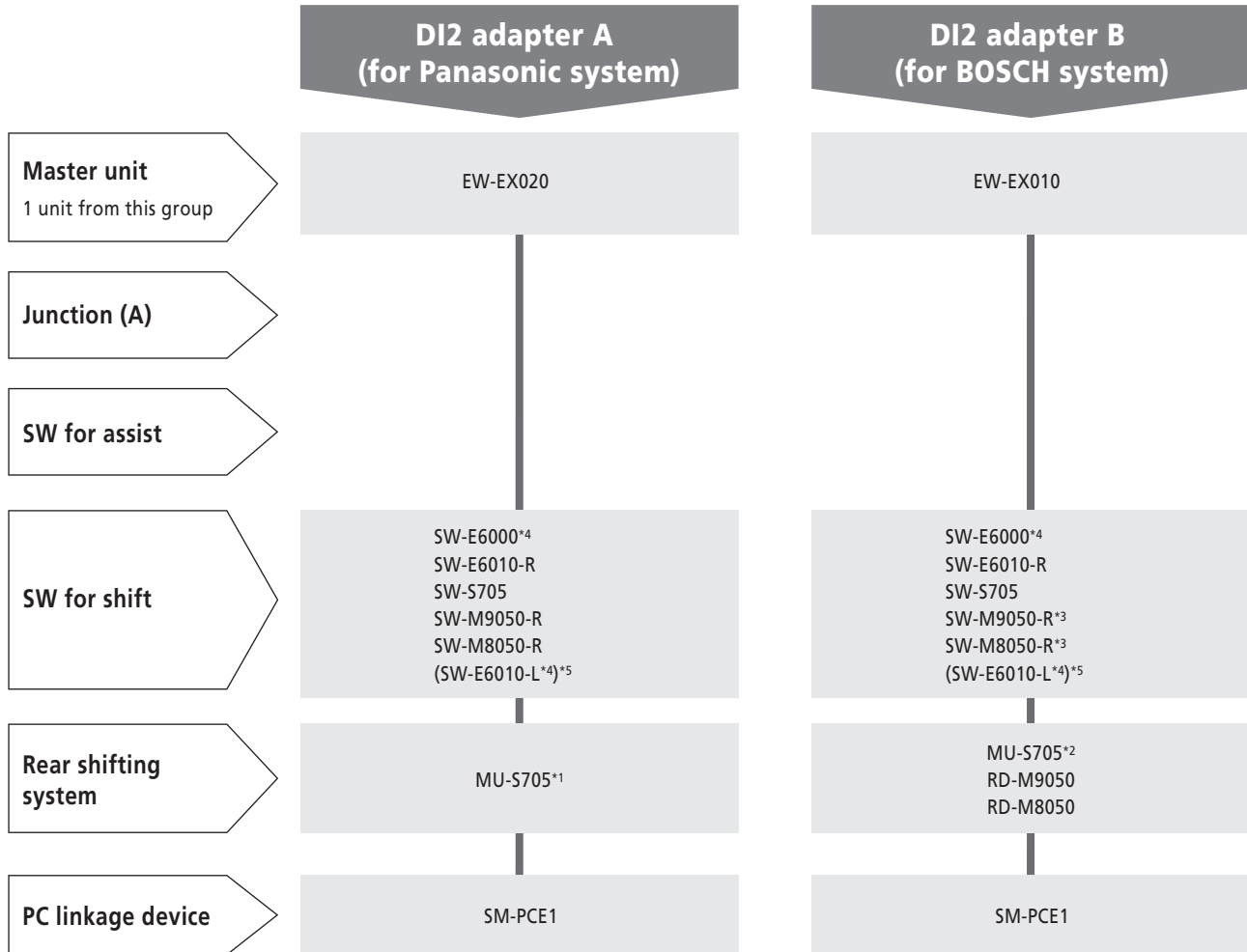
NOTE

*4 The SW unit is not shown at compatibility chart for any external documents from Shimano.

*5 North American market only

*6 Japanese market only

DI2 adapter for other E-bike system



Limitation of function -----

- *1 Full automatic shift is not available with Panasonic system
- *2 Full automatic shift is available only with internal gear hub by MU-S705 (Not available with Rear Derailleur)
- *3 Cannot change manual shift to full automatic shift and its opposite.
- *4 Need to change Switch setting by E-TUBE PROJECT

NOTE

*5 The SW unit is not shown at compatibility chart for any external documents from Shimano.